



Meet the Teacher meetings
September 2022

Blackbirds



Welcome!

Happy new
year!



The intention of today...


- Introduce you to the team
- Advise you of changes to procedures and review of policies
- Advise you of what to expect during daily life in this class
- Send you home with...
 - 1) the term's teaching and learning
 - 2) The home learning
 - 3) Log ins required



**Introducing the
team...**



**Mrs Ivatt
Mrs Meunier
Miss Robbins**






What's new....



1. Entry and exit
2. The timetable
3. Playtime
4. Lunchtime routine
5. The curriculum
6. Home learning





Entry and Exit

Start of the day:

- 8.45am: Gates open
- 8.55am: Gates Close
- 9am: Registration

Please follow the one way system (footprints)

Collection: 3.15pm

Any child not collected by 3.30pm will be cared for in after school club at a charge of £3



Being an older child, if your child is coming to school alone or walking home alone, please let us know.

Your child may bring a mobile phone to school, but this **MUST** be handed in to the school office

Timetables

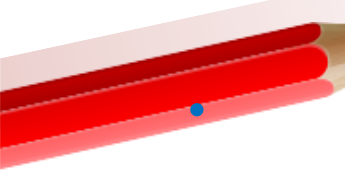
Punctuality!
Jam packed!

Blackbirds KS1: TERM 1 2022-23

	Monday Active Day	Tuesday	Wednesday	Thursday Active Day	Friday
8.45	Intervention Time Early Morning Work Carousel Activities	Intervention Time Early Morning Work Carousel Activities	Intervention Time Early Morning Work Carousel Activities	Intervention Time Early Morning Work Carousel Activities	Intervention Time Early Morning Work Carousel Activities
9.15	Collective Worship	Collective Worship		Collective Worship	Church
9.30			Collective Worship 9.30am to 10.00am		
9.45	Maths	Maths	Maths	Maths	Religious Education
10.30					10.30pm Fluency Friday Spelling/Times Tables/Calculations Recall
10.45	Playtime				
11.00	Phonics	Phonics	Phonics	Phonics	Phonics
11.20	English	English	English	English	Heartsmart
12.10	Lunch break Green Gang	Lunch break Green Gang	Lunch break Green Gang	Lunch break Green Gang	Lunch break Green Gang
1.10	Handwriting	Handwriting	Handwriting	Handwriting	Handwriting
1.25	PE	Computing	Science	History/Geography	Art/D&T
		2.00pm Music			
2.35	Brain Break	Brain Break	Brain Break	Brain Break	Brain Break
2.45	Guided Reading	Guided Reading	Guided Reading	Guided Reading	Robins and Blackbirds Reading Buddies
3.10	Reflection - School Prayer	Reflection - School Prayer	Reflection - School Prayer	Reflection - School Prayer	Reflection - School Prayer

Play and lunchtimes




- We all have a play time at 10.45am
 - Your children are provided with the free fruit scheme
 - Your children may bring a fruit snack. Best to pack separately
 - Our staff mainly break at 10.45am to allow highest ratios in the class with teaching and learning
 - That said there are five teachers at any playtime duty
 - Children can go on the field or stay on the playground
 - Staff are designated to an area of responsibility and supervision
 - On the playground: an activity led by an adult, quiet activities: reading, drawing, bubbles, chalking etc
 - Field: an assortment of activities for each day
- 

Playtime Timetable




Play equipment for field (playtime)	Small balls Hockey sticks markers	Large balls Basketball posts	Hoops	Parachute	Winning Huff Puff Class choice
Play equipment for Playground	Books Colouring Board Games Sticky toffee	Books Colouring Skipping What's the time Mr Wolf	Books Colouring Bubbles Please Mr Crocodile	Books Colouring Group Skipping	Winning Tree Team choice

- At 10.55am, a whistle blows. This signals: come to the playground and tidy
- At 10.59am a second whistle blows. This signals: **walk** in to school
- Teachers have their different methods of receipt and readiness to learn.
- The class of the teacher on duty may access the large play equipment






Lunchtime

- Children eat in their classrooms with their teacher and another member of staff
 - They then go on to the playground
 - Our children continue to be supervised by their teaching teams
 - Staff are designated to an area of responsibility and supervision
 - Mrs McLeod runs a nurture group each lunchtime and staff identify/nominate children to activities
 - Football runs at lunchtime, supervised by two members of staff. There are rules!
- 

Football rules



- We will be using yellow and red cards
- Two yellow cards mean that you cannot play football the next day
- A red card will mean that you cannot play football for the rest of the week.





End of lunchtime

- At 1pm, a whistle blows. This signals: come to the playground and tidy
- Teachers will arrive for their classes on a second whistle:
 - 1) 1pm: Robins
 - 2) 1.05pm: Blackbirds
 - 3) 1.10pm: Peacocks
 - 4) 1.15pm: Eagles

Representatives from Eagles will form a playground squad to collect and tidy equipment



Curriculum



Autumn - Terms 1 and 2 Everyday Materials

Learning to live. Living to Learn.
Use of Everyday Materials.

During the course of both terms we will be learning about everyday materials in our home and classrooms. We will be exploring materials for structures and sculptures as well as materials which were used in Tudor times. Children will explore everyday materials including wood, metal, plastic, glass, brick, rock, paper and cardboard.

BLACKBIRDS — SCIENCE

Key Vocabulary and Definitions
materials: Material is what objects are made from.
suitability: Having the properties which are suitable for the job.
properties: What a material is like and how it behaves.
squash: An action when you push both hands together around an object.
bend: An action by pulling an object slowly together and bringing them together.
stretch: An action of turning both hands in opposite directions around an object.
twist: An action of turning both hands in opposite directions around an object.
fair test: A controlled investigation.

Skills and Progression.

- ⇒ I can name and group materials.
- ⇒ I can set up a fair test.
- ⇒ I can collect and record data.
- ⇒ I can watch closely and make observations.
- ⇒ I can compare the suitability of a variety of everyday materials.
- ⇒ I can say why I would choose a material for a particular reason.
- ⇒ I can explain the properties of the material.
- ⇒ I can communicate my ideas, what I do and what I find out in a variety of ways.
- ⇒ I can talk about the aim of scientific tests.

Identifying and classifying.

- ⇒ I will be learning to gather and record data to help in answering questions.
- ⇒ I will be learning to be able to use simple features to compare objects, materials and living things.
- ⇒ I will decide how to sort and classify objects into simple groups with some help with support.
- ⇒ I will be learning to record and communicate findings in a range of ways with support.
- ⇒ I will be learning to sort, group, gather and record data in a variety of ways to help in answering questions such as in simple sorting diagrams, pictograms, tally charts, block diagrams and simple tables.

John McAdam
The inventor of tarmac.



Charles Dunlop
The inventor who made tyres.



What I already know from Year 1.

- ⇒ I can answer questions and recognise that they can be answered in different ways.
- ⇒ I can perform simple tests and make observations.
- ⇒ I can use my observations to suggest answers to questions.
- ⇒ I know that Charles Macintosh invented waterproof fabric.



Autumn - Term ? Real World Engagement

Hartlip's physical and human features

This term we will be learning about Hartlip's physical and human features by exploring the areas of Queensdown Warren, Hartlip Hill and residential area. These meaningful experiences will help to progress and consolidate their geographical knowledge.

BLACKBIRDS - GEOGRAPHY

Geographical skills and progression.

- ⇒ I can use locational and directional language.
- ⇒ I can use a compass to local north, south, east and west.
- ⇒ I can use simple field work and observational skills.
- ⇒ I can use aerial photographs, plans and simple maps to recognise landmarks and human and physical features.
- ⇒ I can use key vocabulary to explain differences and similarities within the local area where I live.
- ⇒ I can name, describe and compare places I know.
- ⇒ I can use geographical knowledge.

Key Vocabulary and Definitions

- Sketch Map:** A simple map with basic details. **Key:** It helps us understand map symbols.
- Ordnance Survey:** A survey organisation in the UK which prepares very detailed maps.
- Distance:** How far away is something.
- Compass:** A tool which shows people which way they are travelling.
- Compass Rose:** A symbol printed on a map to show different directions.
- Route:** A way of getting from a start point to a finish point.
- Field work:** Working outside to collect information.

Location knowledge:

- ⇒ I can develop contextual knowledge of the location of globally significant places.
- ⇒ I can develop my knowledge about the local area and community.
- ⇒ I can use key vocabulary to demonstrate knowledge and understanding in this strand.

Place knowledge:

- ⇒ I can compare areas within the local community.
- ⇒ I can compare a local city/town in the UK with a contrasting city/town in a different country.



Autumn - Terms 1 and 2 Sculpture and Printing Techniques

Learning to live. Living to Learn.
Anthony Gormley
Blackbirds will be learning about Anthony Gormley who is known for his cast iron sculptures which are exhibited in Margate. They will experiment with basic tools on rigid and flexible materials.



BLACKBIRDS - ART

Art Skills and Progression:

- ⇒ I can experiment using basic tools.
- ⇒ I can use rigid and flexible materials.
- ⇒ I can use wire construction techniques, and model.
- ⇒ I can use different vocabulary to describe how to shape and model.
- ⇒ I can use choose the right materials to make by work of art.

Key Questions

- ⇒ Why did you decide to use this particular material?
- ⇒ Which modelling techniques did you use to create this work of art?
- ⇒ What tools did you use?
- ⇒ Can you give reasons for your opinions when you look at Anthony Gormley's cast iron sculptures.

What I already know from Year 1

- ⇒ I can make rubbings.
- ⇒ Build a repeating pattern and recognise pattern in the environment.
- ⇒ I can manipulate clay in a variety of ways including rolling, kneading and shaping, such as junk modelling.
- ⇒ I can experiment with construction materials, malleable media including playdough and clay.

Key Vocabulary and Definitions

- Sculpting** - is a process of creating three dimensional art
- Sculpture processes** - There are 4 processes for sculpture carving, modelling, casting or constructing.
- Modelling** - involves building up a form obly
- Construction or assembling** - a sculpture involves bringing together materials together. It is the way they are manipulated, arranged and constructed that creates a sculpture.

Anthony Gormley

- ⇒ I can describe the work of artists.
- ⇒ I can use inspiration to create my own work.
- ⇒ I can talk about the Anthony Gormley's famous artwork.
- ⇒ I can express thoughts and feelings about describing differences and similarities between different practices and disciplines and make links to my own work.



Home learning

- Read every day
- Be read to every day
- Practise your times tables everyday
- Practise your spellings every day
- Choose some additional activities....



Term 1

At home Activities


Blackbirds

Below are suggested activities to support your learning in class for this term. There is no expectation to complete them, or a certain number of them. Please choose activities that appeal to you! Some activities are harder or more time consuming than others. The sheep scale shows the level for each activity from Level 1 (at the bottom), to Level 4 (at the top).




School Rules

A blue banner with a white shadow, containing the text 'School Rules' in white. An orange pencil is positioned above the banner, pointing towards the text.

- Governed by our School Vision and Values
 - High Expectations!
- 
- A red pencil is positioned at the bottom left of the slide, pointing towards the center.

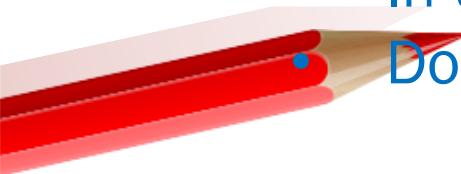
Communication



- Paperless
 - Dojo: before school, lunchtime, playtime, after school.
 - Make contact with your class teacher in the first instance
 - PPA for Mrs Ivatt is **Tuesday**. Please always afford her a week to get back to you and arrange to see you. If you have not heard from her by her PPA day, feel free to drop office/Mrs Jerome a message
 - We do not expect our teachers to access messages at weekends, holidays or during the evening.
 - Any urgent, during the day message, **please contact the office**
 - There will be a member of the senior leadership team on gate duty each morning, with Mrs McLeod our Pastoral Assistant.
- 




And finally....

- We appreciate times are tough
 - Are you entitled to free school meals?
 - Pupil premium
 - Are you entitled to the household support fund
 - We will only ask for money when it is absolutely essential
 - We have not raised prices for breakfast and after school club
 - Free Pre loved School Uniform
 - In the same way households are challenged, so is school sadly
 - Do talk to us if we can help in any way
- 

Taking home...

- Term 1 teaching and learning
- Term 1 home learning
- Any log in required for learning platforms.





Thank You!

We look forward to a
great year!